

---

ATTI ACCADEMIA NAZIONALE DEI LINCEI  
CLASSE SCIENZE FISICHE MATEMATICHE NATURALI  
**RENDICONTI**

---

GIANFRANCO BIONDI, GABRIELLA SPEDINI, MARIA  
PURPURA, MIRELLA MARIANI, ALBERTO  
MASTROMONACO, ANNA MARIA GUIDI, ELENA  
SAMPIETRI, GIOVANNINO DE VITO, LUCIANO  
TERRENATO

**ABO, MNSs and Rh Blood Groups frequencies in  
the four Albanian Villages of Molise, Italy**

*Atti della Accademia Nazionale dei Lincei. Classe di Scienze Fisiche,  
Matematiche e Naturali. Rendiconti, Serie 8, Vol. 76 (1984), n.1, p. 39–45.*

Accademia Nazionale dei Lincei

<[http://www.bdim.eu/item?id=RLINA\\_1984\\_8\\_76\\_1\\_39\\_0](http://www.bdim.eu/item?id=RLINA_1984_8_76_1_39_0)>

L'utilizzo e la stampa di questo documento digitale è consentito liberamente per motivi di ricerca e studio. Non è consentito l'utilizzo dello stesso per motivi commerciali. Tutte le copie di questo documento devono riportare questo avvertimento.

---

*Articolo digitalizzato nel quadro del programma  
bdim (Biblioteca Digitale Italiana di Matematica)  
SIMAI & UMI*

<http://www.bdim.eu/>



### SEZIONE III

(Botanica, zoologia, fisiologia e patologia)

**Antropologia.** — ABO, MNSs and Rh Blood Groups frequencies in the four Albanian Villages of Molise, Italy (\*). Nota di GIANFRANCO BIONDI <sup>(1)</sup>, GABRIELLA SPEDINI <sup>(1)</sup>, MARIA PURPURA <sup>(2)</sup>, MIRELLA MARIANI <sup>(2)</sup>, ALBERTO MASTROMONACO <sup>(2)</sup>, ANNA MARIA GUIDI <sup>(2)</sup>, ELENA SAMPIETRI <sup>(3)</sup>, GIOVANNINO DE VITO <sup>(4)</sup> e LUCIANO TERRENATO <sup>(5)</sup>, presentata dal Socio G. MONTALENTI.

RIASSUNTO. — Sono presentati i dati relativi alle frequenze fenotipiche e geniche dei gruppi sanguigni ABO, MNSs ed Rh in campioni di popolazione di quattro paesi di origini albanese del Molise, esaminati nell'ambito di un programma di ricerche sulla struttura demografica e genetica delle minoranze alloglotte che vivono in Italia.

Il gruppo sanguigno ABO presenta frequenze geniche più o meno simili a quelle note per le regioni dell'Italia meridionale ed abbastanza diverse da quelle conosciute per la popolazione attuale dell'Albania ed il confronto delle frequenze aplotipiche dei gruppi sanguigni MNSs ed Rh, tra i paesi esaminati e le diverse regioni italiane, non ha messo in evidenza chiare differenze.

#### INTRODUCTION

The Albanians settled in Molise between 1456 and 1494: they founded or repopulated some villages but, at the present time, only in four villages (Campomarino, Montecilfone, Portocannone and Ururi) has the population maintained the use of Albanian language [1]. In the other villages the Albanians mixed themselves completely with the Italian population [2].

In the 1966 54.8% of the population of Campomarino was speaking Albanian, in Montecilfone the percentage was 98.9, in Portocannone 90.1 and in Ururi 86.4 [3].

(\*) This work was partially supported by Regione Molise, Assessorato alla Sanità ed Igiene.

(\*\*) Nella seduta del 14 gennaio 1984.

(1) Dipartimento di Biologia Animale e dell'Uomo, Università degli Studi «La Sapienza», Piazzale Aldo Moro 5, 00185 Roma, Italia.

(2) Centro Nazionale Trasfusione Sanguine della C.R.I., Via B. Ramazzini 31, 00151 Roma, Italia.

(3) Istituto di Genetica, Università degli Studi «La Sapienza», Piazzale Aldo Moro 5, 00185 Roma, Italia.

(4) Ospedale Civile S. Timoteo, 86039 Termoli, Campobasso, Italia.

(5) Cattedra di Genetica Umana, Università di Sassari, 07100 Sassari, Italia.

Information on the demography and genetics of the Albanian communities of Molise has recently become available [1, 4]. This report adds information on the frequencies of different blood groups (ABO, MNSs and Rh) and their analyses for comparison, whenever possible, with those of Italy and Albania.

#### MATERIALS AND METHODS

This study was carried out on a total of 370 schoolboys (Campomarino: 69 males and 77 females; Montecilfone: 29 males and 38 females; Portocannone: 27 males and 25 females; Ururi: 47 males and 58 females) aged from eleven to fifteen.

Blood was obtained by vein puncture and collected in heparin Vacutainers (Becton Dickinson and Company, Rutherford, New Jersey, U.S.A.); determinations were performed at the Centro Nazionale Trasfusione Sangue of the C.R.I., Rome, Italy. The following techniques were used: ABO system: agglutination in saline solution by anti—A, —B, —A + B, —A<sub>1</sub> and —H sera for antigens, and ABO erythrocytes test for antibodies; MNSs system: agglutination in saline solution by anti—M, —N and —S sera and by anti-globulins technique for s antigen; Rh system: agglutination in saline solution at 37°C by anti—C, —c, —D, —E and —e sera. The investigation of D antigen was also performed by an incomplete anti—D hemodiagnostic serum by anti-globulins. The anti—A, —B, —A + B, —A<sub>1</sub>, —H, —N, —D incomplete and —D complete sera were produced by Centro Nazionale Trasfusione Sangue of the C.R.I. of Rome and the anti—M, —S, —s, —C, —c, —E, —e and —globuline sera were provided by Biotest (Milan, Italy).

As our sample comprised some pairs of brothers or cousins, to calculate phenotype and gene frequencies we only excluded a member of each pair of brothers, drawn at random. Maximum likelihood method was used to calculate gene frequencies.

#### RESULTS AND DISCUSSION

Phenotype and gene frequencies are shown in Tables I and II. All the observed frequencies agree with the Hardy-Weinberg expectations.

The heterogeneity analysis among the four villages has pointed out statistically significant differences ( $P < .05$ ) between Campomarino and Montecilfone for the *MN* alleles of the MNSs system and between Campomarino and Ururi for *Cc* alleles of the Rh system. These differences agree with those found for other erythrocyte and serum markers and confirm the peculiarity of Campo-

TABLE I.  
ABO, MNSs and Rh Blood Groups Polymorphisms : Distribution of Phenotypic Frequencies

Systems and Villages	N	Phenotype						Frequencies (*)						$\chi^2$ (**)	P
		A <sub>2</sub>	A <sub>1</sub>	A <sub>2</sub> B	A <sub>1</sub> B	B	O								
ABO															
Campomarino	146	10 (12.43)	41 (40.82)	4 (1.48)	4 (4.20)	16 (18.19)	71 (68.88)							5.096 (2 d.f.)	> .05
Montecilfone	67	3 (3.43)	17 (15.62)	1 (0.62)	1 (2.51)	14 (12.96)	31 (31.86)							1.421 (2 d.f.)	> .30
Portocannone	52	—	18 (16.96)	—	1 (2.17)	9 (7.90)	24 (24.97)							0.891 (1 d.f.)	> .30
Ururi	105	6 (7.95)	30 (29.80)	3 (0.99)	3 (3.22)	12 (13.68)	51 (49.36)							4.792 (2 d.f.)	> .05
MNSs															
		MMSS	MMSS	MM <sub>ss</sub>	MNSS	MNSs	MN <sub>ss</sub>	NNSS	NNSS <sub>ss</sub>	NN <sub>ss</sub>					
Campomarino	145	13 (11.59)	20 (20.36)	10 (8.94)	13 (9.90)	30 (37.25)	25 (25.07)	0 (2.11)	15 (12.19)	19 (17.59)				5.561 (5 d.f.)	> .30
Montecilfone	67	5 (5.78)	12 (13.41)	7 (7.77)	7 (4.59)	16 (15.13)	14 (11.36)	0 (0.91)	3 (3.89)	3 (4.16)				3.692 (5 d.f.)	> .70
Portocannone	52	1 (2.79)	10 (6.70)	3 (4.01)	2 (1.60)	12 (12.14)	11 (12.25)	0 (0.23)	3 (2.92)	10 (9.36)				3.543 (5 d.f.)	> .70
Ururi	105	12 (8.94)	16 (16.26)	8 (7.39)	4 (4.00)	20 (26.77)	21 (21.04)	0 (0.45)	7 (5.18)	17 (14.97)				4.180 (5 d.f.)	> .50
Rh		CCDEE	CCDEe	CcDEE	CcDEe	CCDee	CcDee	Ccdee	ccDEE	ccDEe	ccDee	ccdee			
Campomarino	146	0 (0.01)	1 (0.83)	0 (0.11)	12 (13.21)	43 (46.22)	63 (55.86)	1 (0.13)	1 (2.44)	0 (0.87)	11 (7.98)	5 (6.99)	9 (11.35)	11.051 (6 d.f.)	> .05
Montecilfone	67	—	—	—	7 (6.69)	16 (15.28)	25 (26.75)	—	—	1 (0.73)	5 (5.85)	5 (4.50)	8 (7.20)	0.529 (3 d.f.)	> .90
Portocannone	52	0 (0.01)	0 (0.82)	1 (0.16)	6 (5.93)	14 (13.71)	20 (19.82)	—	—	1 (0.52)	2 (3.86)	1 (0.89)	7 (6.28)	6.684 (5 d.f.)	> .20
Ururi	105	—	—	—	10 (11.07)	21 (20.59)	41 (40.74)	—	—	3 (1.49)	9 (10.95)	4 (3.84)	17 (16.32)	2.033 (3 d.f.)	> .50

(\*) Expected frequencies in parentheses. (\*\*)  $\chi^2$  for Hardy-Weinberg equilibrium.

TABLE II.  
Gene Frequencies of ABO, MNSs and Rh Blood Groups Systems

Markers	Alleles or Aplotypes	Villages			
		Campomarino	Montecilfone	Portocannone	Ururi
ABO	$A_1$	.168 ± .023	.146 ± .032	.205 ± .042	.172 ± .027
	$A_2$	.060 ± .015	.036 ± .018	—	.053 ± .017
	$B$	.085 ± .017	.128 ± .030	.102 ± .031	.089 ± .020
	$O$	.687 ± .029	.690 ± .042	.693 ± .048	.686 ± .034
MNSs	$MS$	.283 ± .029	.294 ± .044	.232 ± .044	.292 ± .033
	$NS$	.121 ± .022	.117 ± .034	.066 ± .029	.065 ± .020
	$M_s$	.248 ± .028	.340 ± .045	.278 ± .047	.265 ± .032
	$N_s$	.348 ± .030	.249 ± .042	.424 ± .051	.378 ± .035
Rh	$CDe$	.533 ± .033	.478 ± .043	.514 ± .050	.443 ± .034
	$cde$	.279 ± .034	.328 ± .051	.347 ± .051	.394 ± .037
	$cDE$	.077 ± .016	.104 ± .026	.100 ± .031	.119 ± .022
	$cDe$	.076 ± .026	.090 ± .039	.024 ± .025	.044 ± .022
	$CDE$	.055 ± .005	—	.015 ± .015	—
	$Cde$	.030 ± .017	—	—	—

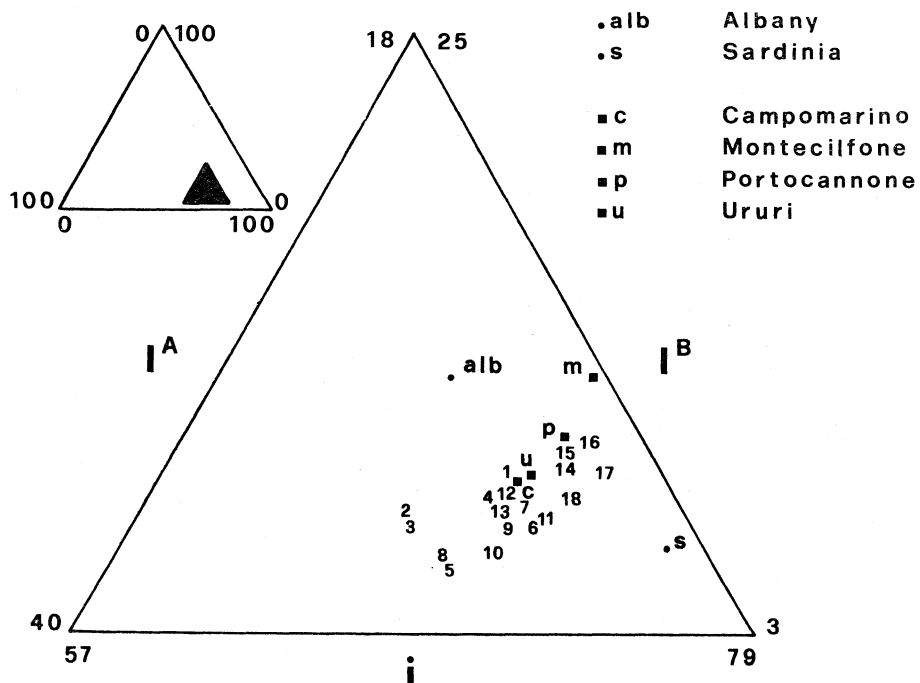


Fig. 1. - Graphic representation of Albania, Italian regions and examined Albanian villages distribution of ABO blood group gene frequencies. Keys: 1) Valle d'Aosta; 2) Piedmont; 3) Lombardy; 4) Liguria; 5) Trentino-Alto Adige; 6) Veneto; 7) Friuli-Venetia Giulia; 8) Emilia-Romagna; 9) Tuscany; 10) Umbria; 11) Marche; 12) Latium; 13) Abruzzi e Molise; 14) Campania; 15) Apulia; 16) Basilicata; 17) Calabria; 18) Sicily.

marino, which is characterized by high immigration rate and low percentages of endogamy and Albanian surnames and people speaking the Albanian language as well, in comparison with Montecilfone and Ururi which show opposite values, and Portocannone which shows intermediate values [1, 4].

Since data for present population of Albania are available only for ABO blood group [5] the comparison was possible only for this marker. Fig. 1 shows the frequencies found in the four villages examined, in the present population of Albania and in the Italian regions. For each Italian region the weighted mean value was considered [6]. The Albanian communities of Molise show gene frequencies more or less similar to those of the southern Italian populations but rather different from those known for Albania.

Figs. 2 and 3 show the comparisons of the MNSs and Rh aptotype frequencies of the four villages examined with the available data for the Italian regions [6]. No clear cut difference is apparent.

However, it is to be stressed that some of the genetic systems so far examined [4] show frequencies different from those known for the Italian population (e.g. AcP and AK).

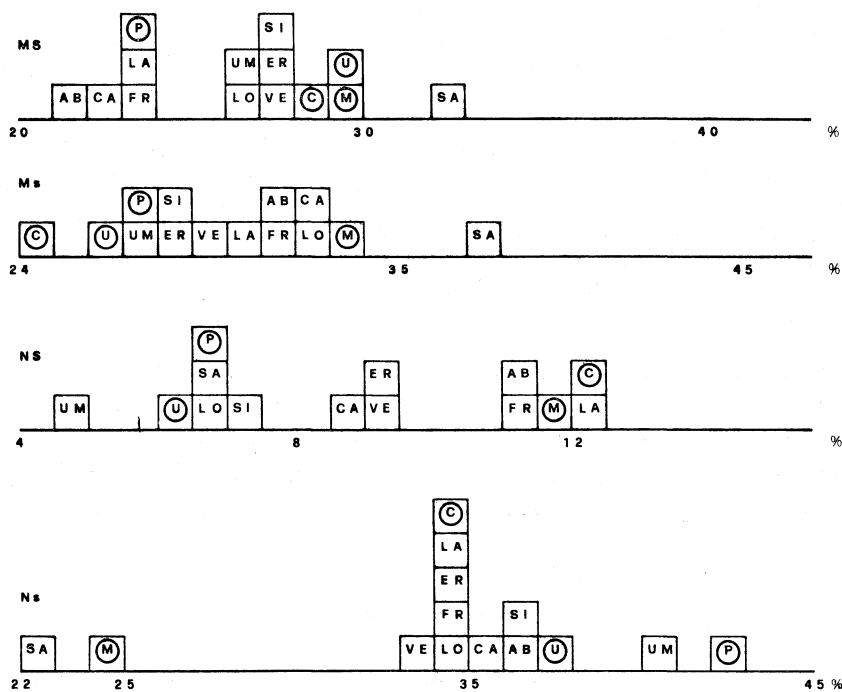


Fig. 2. - MNSs aptotypes frequencies comparisons between the examined Albanian villages and the Italian regions. Keys: AB) Abruzzi e Molise; CA) Campania; ER) Emilia-Romagna; FR) Friuli-Venetia Giulia; LA) Latium; LO) Lombardy; SA) Sardinia; SI) Sicily; UM) Umbria; VE) Veneto; C) Campomarino; M) Montecilfone; P) Portocannone; U) Ururi.

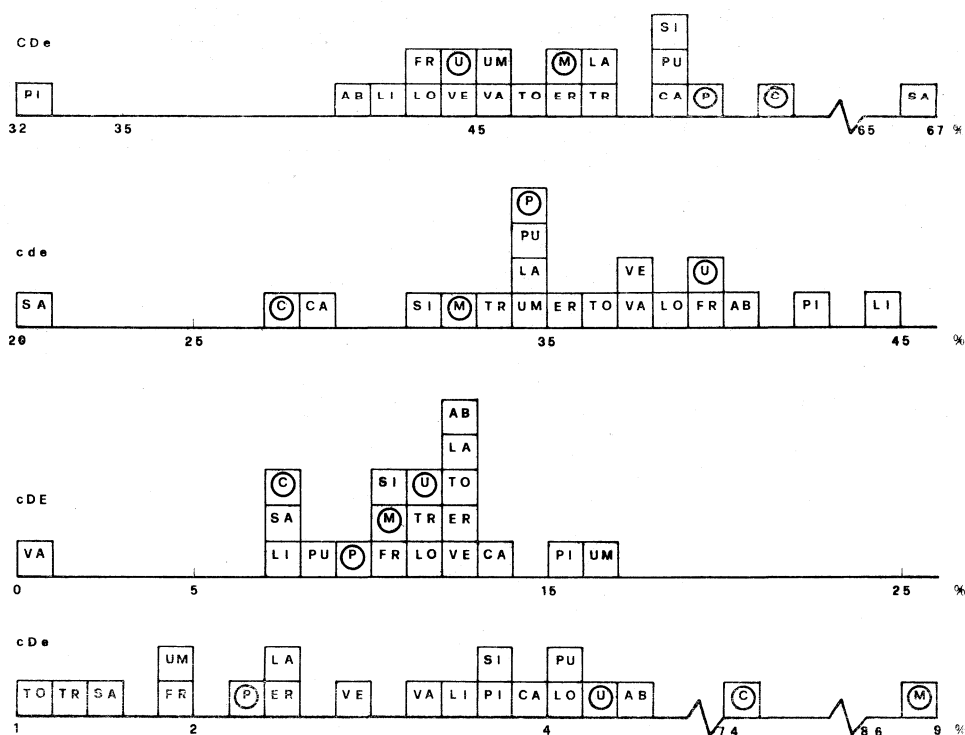


Fig. 3. - Rh aptotypes frequencies comparisons between the Albanian villages examined and the Italian regions. Keys: AB) Abruzzi e Molise; CA) Campania; ER) Emilia-Romagna; FR) Friuli-Venetia Giulia; LA) Latium; LI) Liguria; LO) Lombardy; PI) Piedmont; PU) Apulia; SA) Sardinia; SI) Sicily; TO) Tuscany; TR) Trentino-Alto Adige; UM) Umbria; VA) Valle d'Aosta; VE) Veneto; C) Campomarino; M) Montecifone; P) Portocannone; U) Ururi.

For the present it is not possible to estimate the exact degree of admixture between the communities examined and the Italian population. In fact a more accurate knowledge of the gene frequencies for several genetic markers is still lacking both in the area where the ethno-linguistic minorities are living and in the present population of Albania.

#### REFERENCES

- [1] BIONDI G., LOMBARDOZZI A., CAPUCCI E. and TERRENATO L. (1983) - *A demographic investigation of the four Albanian communities living in Molise, Italy*. « *Anthrop. Anz.* », 41, 33-45.
- [2] SALVI S. (1975) - *Le lingue tagliate*, Rizzoli, Milano.
- [3] GAMBARARA G. (1980) - *Parlare albanese nell'Italia unita*. « *Zjarri* », 12, 49-57.
- [4] BIONDI G., FUCIARELLI M., RICKARDS O., SPEDINI G. and TERRENATO L. (1983) - *Population genetics of red cell and serum markers in the four Albanian communities of Molise, Italy*. « *Anthrop. Anz.* », 41, 47-52.



- [5] MOURANT A.E., KOPÉC A.C. and DOMANIEWSKA-SOBCZAK K. (1976) - *The distribution of the human blood groups and other polymorphisms*, Oxford Univ. Press, London-New York-Toronto.
- [6] PIAZZA A., OLIVETTI E., CARONARA A.O., BARGAGNA M., PECORI F., BENCIOLINI P., CORTIVO P., BREDA F., DOMENICI R. and JAYAKAR S. (1982) - *La distribuzione di alcuni polimorfismi genetici in Italia*. «La Ricerca in Clinica e in Laboratorio», 2 (supplement).